

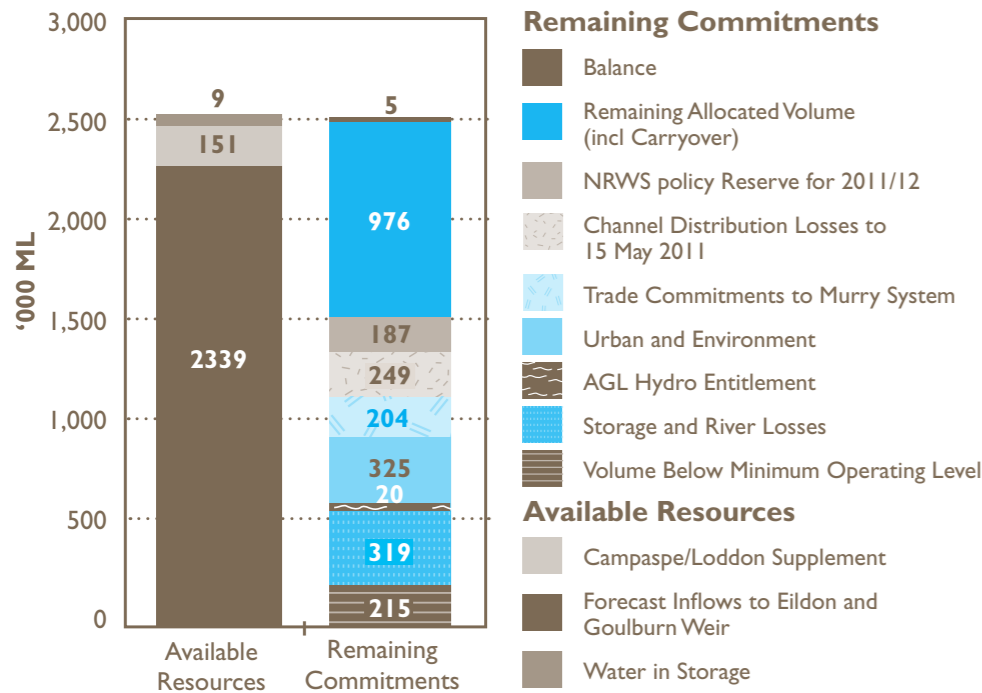


# irrigation news

## Goulburn System Allocations

G-MW publishes system resource diagrams with each allocation announcement. The diagrams show how the available resources have been allocated under the Victorian Water Sharing Rules. The full list of definitions is available from our website.

### Breakdown of Water in Store and Commitments – 15 September 2010



## Season outlook

### Goulburn System

The recent floods illustrate how rapidly system outlooks can change in response to seasonal conditions. The outlooks are a guide to assist you in planning for the season ahead – they do not predict if we will have dry, wet or average rainfall, they indicate the likely resource position if we have these rainfall conditions. The outlooks are updated on the 15th of each month for systems with allocation under 100%.

2011/12 season reserve has been established.

Inflow Conditions	15 Oct 2010	15 Dec 2010	15 Feb 2011
Wet	100%	100%	100%
Average	99%	100%	100%
Dry	78%	95%	100%

## Trading & Ballot

G-MW has completed processing of water share applications received as part of the 2010 Water Share Ballot. G-MW approved 588 of the 877 applications received including 512 high reliability water shares applications involving more than 69,800 ML along with 74 low reliability water share applications involving nearly 5,384 ML.

To check current 4% water share transfer limits visit [www.waterregister.vic.gov.au/Public/Reports/WaterTradeFourPercent.aspx](http://www.waterregister.vic.gov.au/Public/Reports/WaterTradeFourPercent.aspx)

G-MW is now processing applications received since 9 July 2010. G-MW will continue to process water share transfer applications that are not affected or exempted from the 4% limits.

Rural Support Line 1300 655 969

Lifeline 131 114

Beyondblue 1300 224 636

## contacts

### Central Goulburn Office:

03 5833 5705

To place an order go to WaterLINE online via G-MW's website or WaterLINE on 1300 469 469

### Emergencies

To report emergencies and urgent matters such as pollution incidents and illegal activities call by using our 24 hour emergency line.

### 24 hour emergency line:

1800 064 184

### WSC MEMBER

- Douglas Costello 0408 335 780
- Peter Costello (03) 5859 0557
- Ross Crawford (03) 5854 8356
- Gerardo Fasano (03) 5824 1128
- Kevin Fitzsimmons (03) 5855 2220
- Peter Hacon (03) 5859 6278
- Murray McDonald (03) 5484 6226
- Ross Read (03) 5824 3426
- Ray Sellwood (03) 5826 0322

### Stay up-to-date with G-MW's online services

### E-News

Subscribe online today at [www.g-mwater.com.au](http://www.g-mwater.com.au) to receive the latest information from G-MW to help you plan your water use and trading. The service is free and you will receive updates delivered direct to your email twice a month.



# Central Goulburn OPERATIONS



## Chair's Message

The past fortnight has seen a terrific turn around in seasonal outlook and with it the prospects for our irrigation operations and our local businesses and communities. Some customers have been affected and we all hope any damage is kept to a minimum and the improved water resources will help us rebound with renewed optimism.

I would like to congratulate Ray Sellwood on his reappointment to the WSC and welcome new members Peter Hacon, Ross Read and Douglas Costello. I look forward to working with this team as we move into a more promising season. Thanks to Ken Wood and Paul Quirk for their efforts over the last few years.

With improved conditions many of us are already looking to the future. As we know NVIRP will complete modernisation of the channel backbone by 2013 and every day NVIRP finalises more and more connections with G-MW customers as it rapidly progresses towards the 2018

finish date. By 2018 G-MW and NVIRP's vision is that every channel delivery customer will be connected to a common user system (the backbone) by a connection which is owned by one or more landowners and managed by them. Which also means around 50 percent of the current channel network will be under G-MW's management.

This will also mean major changes for G-MW's business. For this reason, G-MW intends – in partnership with stakeholders and customers – to develop a 7 year transition plan that will provide greater certainty, appropriate planning signals for customers and smoothly transition the business to meet its future functions.

Last month other WSC Chairs and I met with the Board of G-MW and G-MW outlined their change agenda. G-MW aims to maximise the benefits of a modernised irrigation system for all customers. They have outlined a consultation process, and in future newsletters we



Ross Crawford  
Chair, Central Goulburn WSC

will keep you updated on this program. One of the key inputs into this process will be the Murray Darling Basin Plan and we are keenly awaiting its release in early October.

Over the past month my fellow WSC members and I have fielded calls from customers asking about their water charges. There are a number of changes to how G-MW is calculating the prices this year, but the key point is the changes will impact differently depending on what mix of services you have and for this reason I encourage you to contact your local G-MW office if you require further explanation.

## Manager's Message

The channel network is filled and ready to operate – for the first time in four years. We have been carefully monitoring the progress of flood water through the region and have been a part of the local emergency response arrangements under the leadership of the SES.

At this stage we have no major asset damage at the storages or down through the delivery network. There have been some minor issues that our team has addressed but overall we are well placed to begin operations as soon as there is demand.

Over coming weeks please consider checking water taken from on-farm dams, channels and rivers to ensure its safe. G-MW's supplies are not treated and are not fit for consumptive use, but we ask you to be extra careful given the debris and other contaminants that could have washed into water ways over recent weeks.

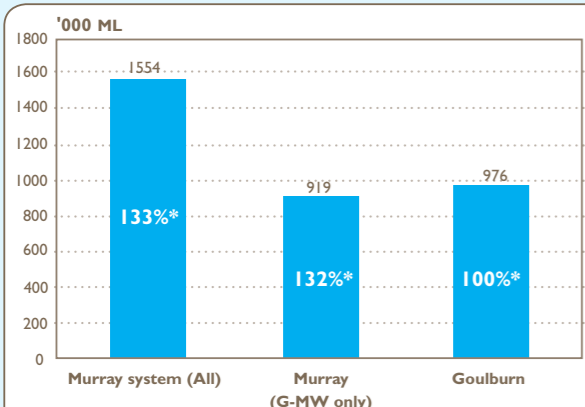


Geoff Enever

## Volume Allocated but not delivered

This year more than 850,000 ML of water was carried over for use in the current season. Carryover is not identified as a specific volume in a storage because the carryover is stored across the entire system. Its not possible to determine the volume of carryover unused at a point in the season because carryover, like water purchases and allocations is simply identified as allocation in customers' allocation bank accounts. For these reasons G-MW publishes the following tables that indicate the combined volume of carryover, allocation and intersystem trade that is available for trade or use by customers on a system.

Allocation available for use, trade and carryover at 15 September 2010

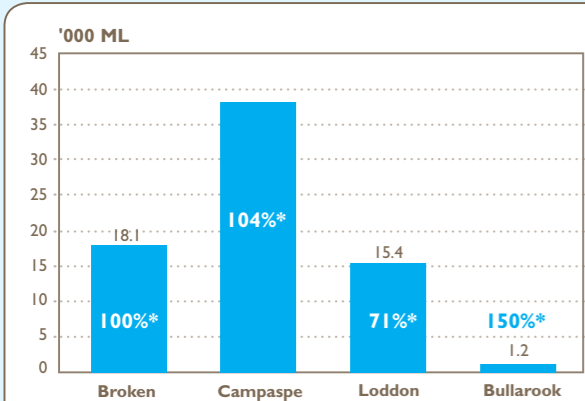


Allocated volume includes allocation carried over from 2009/10 to 2010/11

\* Volume expressed as % of high-reliability water share.

\*\* Some estimates of use and trade required for Murray analysis

Allocation available for use, trade and carryover at 15 September 2010



Allocated volume includes allocation carried over from 2009/10 to 2010/11

\* Volume expressed as % of high-reliability water share.

## Your G-MW Accounts

The amounts that appear on your fixed water charges account depend on your mix of water services and water entitlements. This year a larger proportion of the channel network costs were included in your fixed water charges account, with a smaller proportion to be recovered through to the end of season consumptive water charges account. The move to a higher proportion of fixed charges will help achieve more stable prices for customers by reducing the impact of low deliveries on future prices for your services.

### WATER STORAGE SERVICES

#### What is driving costs?

The 2009/10 Entitlement Storage Fee included the costs of pumping the Waranga Basin to increase Goulburn HRVWS allocations in 2008/09. The Waranga Basin was not pumped last season and as a result the Entitlement Storage Fee is 17% lower.

#### How are water storage service costs shared across customers?

All water entitlement owners pay an Entitlement Storage Fee (Charged per ML of water share) Your storage fee is a fixed charge because the volume of water in a dam does not impact on the dam's operating and capital costs.

### DRAINAGE SERVICES

**Surface Drainage:** From this year surface drainage customers, those who put water into drains, will fund a larger proportion of the costs of operating and maintaining the drainage network. Drainage diversion customer, those who pump water out of drains, will fund a smaller proportion recognising that drainage diversion is a cost effective way for G-MW's irrigation customers to meet catchment strategy objectives, such as protecting river health. From this year the volume of water used to calculate your surface drainage usage charges will include your channel water, deep lead groundwater and river diversions. Previously only your channel deliveries were included in the calculations.

**Surface Drainage Diversion:** Drainage diversion customers have an important role in ensuring our irrigation networks continue to meet their catchment strategy obligations. From this year diversion customers will contribute a smaller proportion of the overall costs of operating the drainage network and a local site fee applies.

**Subsurface Drainage Services:** From this season the costs of providing subsurface drainage services will be recovered in full if deliveries are equivalent to a 60% allocation. (Previously 100%). This means that the rate has increased but not the total costs recovered by G-MW.

#### How are drainage service costs shared across customers?

- ▶ **Service Fee:** Charged per property. The new service fee is \$75, down from \$112.68.
- ▶ **Area Fee:** Charged on the property area (hectares) and reflecting the property's access to the drainage network.
- ▶ **Surface Drainage Usage Services Fee:** Charged on the volume of water used for irrigation.

### WATER DELIVERY SERVICES

#### What is driving costs?

- G-MW's prices were designed to recover the costs of delivering Advanced Maintenance Program (AMP). G-MW has revised the AMP program to ensure it does not spend funds on channels that NVIRP will modernise. Funds recovered but not required for these programs will be used to offset the modernisation investment and other local Area costs.
- Over the next eight years as NVIRP progressively completes its connections program, G-MW will continue to operate and undertake essential maintenance on the delivery network which includes the smaller channels and meters. This will impact on maintenance and operational costs in local areas except Shepparton.

- Irrigators across all Irrigation Areas will share in the savings realised by NVIRP and are contributing to G-MW's \$100 million investment in this program. The investment is recovered from customers as part of the Infrastructure Access Fee. Irrigation Areas with relatively low Infrastructure Access Fees will see a larger percentage increase even though all irrigators pay the same rate per unit (ML/d) of delivery share.
- Central Goulburn is beginning to realise the benefits of the completed CGI-4 Modernisation Project.

#### How are water delivery costs shared across customers in the Central Goulburn Irrigation Area?

The total budgeted costs are shared across 5 separate charges. Each customer's account is different depending on the customer's water use, delivery shares, number and types of service points. The following graph is an indication of how the delivery costs are shared across these fees.

